

## DELUXE SHOULDER WRAP, HALF ARM, SINGLE PATIENT USE

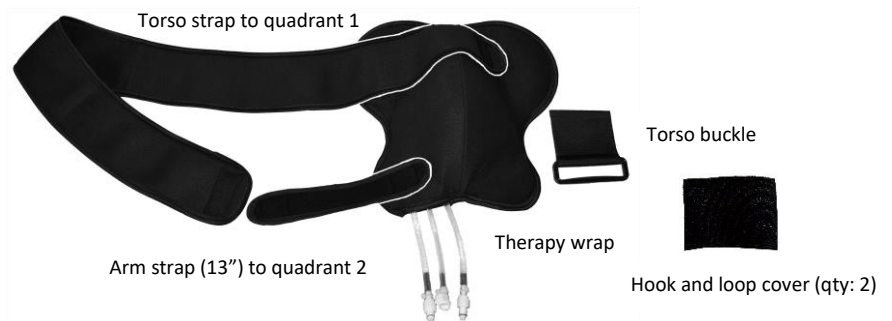
### WARNING/CAUTION

- ⚠ **Prolonged exposure to cold has a potential to cause injury to tissue. There is a potential for cold injury even when providing cooling within the prescribed treatment. Please consult your medical practitioner for therapy setting, duration and frequency of treatment.**
- ⚠ **If unusual swelling, irritation, skin discoloration or discomfort occurs, immediately discontinue use of the VascuTherm unit and consult your healthcare professional.**
- ⚠ **For more information and warnings/cautions, please consult the User Manual. If the User Manual is not provided, please contact the provider or ThermoTek, Inc (972.874.4949 or 214.502.8800)**

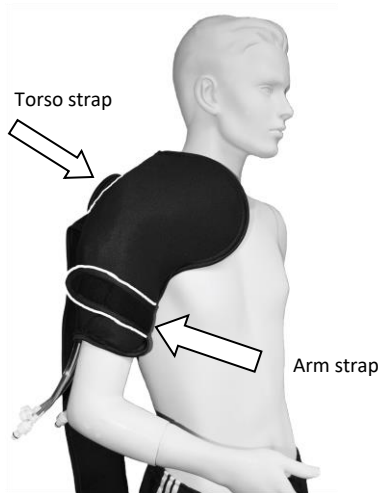
Re-Order Part Number: **0P9BMSWHMR3** (Non-Sterile)



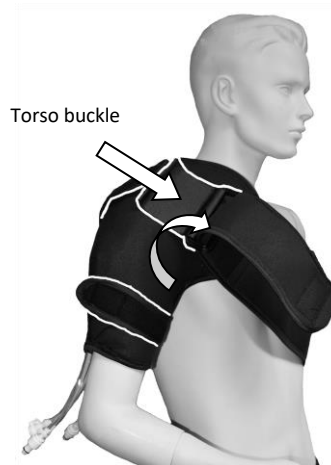
Therapy wrap: Application instructions for **RIGHT** shoulder application.



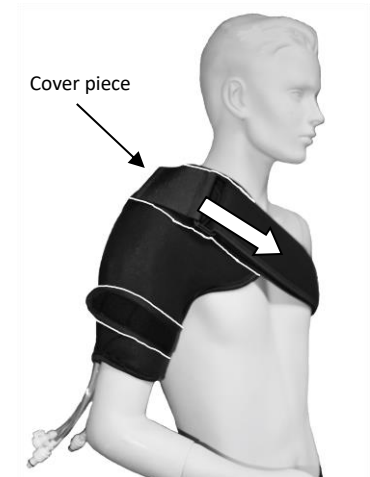
Step 1: Pre-apply the straps to the therapy wrap. Apply the arm strap (13") to quadrant 2 of the wrap. Apply the torso strap to quadrant 1 of the wrap. The torso strap should curve upward as shown. For **LEFT** shoulder application: Apply the torso strap to quadrant 1 and the arm strap to quadrant 3.



Step 2: Slide arm through the therapy wrap. Secure the arm strap.



Step 3: Pull the opposite end of the torso strap up and around the torso. Feed the end of the torso strap through the torso buckle. Attach the buckle to the therapy wrap.



Step 4: Pull the torso strap tight to secure. Apply cover pieces to exposed hook and loop on torso strap.



#### WARNING STATEMENT:

**INTENDED USE:** Disposable therapy wraps are designed for single patient use only and may only be used on the same patient for length of treatment.

**WARNING: DO NOT REUSE OR REPROCESS TO USE ON MORE THAN ONE PATIENT.** Per FDA, 21 CFR Part 820, this product has not been validated for reprocessing or reuse.

**CAUTION: (For Filled Wraps Only):** Fluid can diffuse from wrap and condense inside plastic bag. This may cause insert to get wet and form mold inside the package. ThermoTek will not warrant wraps for mold formation after 30 days from the date of purchase. To prevent wrap deterioration, ThermoTek makes the following recommendations:

#### Recommended Storage Protocol:

- Store between 50-80°F (ambient)
- Rotate stock to use older inventory first (FIFO)
- Do not store in a manner that blocks air vent holes in bag
- Fluid may evaporate in the wrap within 30 days if stored at 80°F or higher
- Fluid may freeze in the wrap if stored at 32°F or lower and damage the wrap.

#### WARNINGS/CAUTIONS:

- ⚠ Carefully read user instructions and warnings prior to operation.
- ⚠ A licensed healthcare practitioner must select the correct temperature setting. Patients vary in sensitivity to cold. A regular check of the temperature must be made once it has been established for the patient. Caution should be taken during prolonged use, for children, diabetics, incapacitated patients, and those with decreased skin sensitivity or poor circulation.
- ⚠ Due to individual differences in sensitivity and susceptibility to cold, patient's skin should be frequently observed. Follow instructions of your physician for length, frequency and duration of treatment.
- ⚠ Prolonged exposure to cold has a potential to cause injury to tissue. Please consult your medical practitioner for therapy setting, duration and frequency of treatment. There is a potential for cold injury even when providing cooling within the prescribed treatment.
- ⚠ If unusual swelling, skin discoloration or discomfort occurs, immediately discontinue use of the VascuTherm unit and consult a healthcare professional.
- ⚠ These products are to be fitted initially by a healthcare professional that is familiar with the purpose for which they are used. The healthcare professional is responsible for providing wearing instructions and precautions to other healthcare professionals, care providers involved in the patient's care, and the patient. If unusual swelling, skin discoloration or discomfort occurs, use should be discontinued and a healthcare professional consulted.
- ⚠ A therapy wrap with therapy unit should be used in a medical facility or clinical environment with direct healthcare provider supervision. If the prescribing healthcare practitioner determines it is appropriate for a patient to use the therapy wrap at home, the healthcare practitioner must provide the patient with adequate and appropriate instructions for use of the device. Further, the healthcare practitioner must monitor the patient's use of the device to assure appropriate use of the device and appropriate application of therapy.
- ⚠ Do not wrap the therapy wrap so tightly as to restrict blood or fluid flow. Do not use pins to secure the therapy wrap or hoses.
- ⚠ Non-sterile therapy wraps should not be directly applied to an open wound. Do not use wrap directly over breached skin.
- ⚠ Do not attempt to sterilize a non-sterilized wrap by any means.
- ⚠ Dressings used under the therapy wrap should be applied lightly.
- ⚠ This product should not be used during the inflammatory phlebitis process or during episodes of pulmonary embolism, congestive heart failure, pulmonary edema, suspected deep vein thrombosis, acute inflammations of the veins (thrombophlebitis), decompensated cardiac insufficiency, arterial dysregulation, erysipelas, deep acute venal thrombosis (phlebothrombosis), carcinoma and carcinoma metastasis in the affected extremity, decompensated hypertonia, acute inflammatory skin diseases, infection, venous or arterial occlusive disease or in any instances where increased venous and lymphatic return is undesirable. Use with caution on an extremity which is not sensitive to pain. Individuals with extremely low blood pressure should check with their doctor before using ThermoTek products.
- ⚠ Cold therapy should not be used by patients with Raynaud's Disease, poor peripheral circulation, diabetes, decreased skin sensitivity or hypersensitivity to cold.
- ⚠ Do not allow the therapy wrap or hoses to contact sharp objects.
- ⚠ All therapies using compression must be turned OFF when the unit is not in use or the wrap is removed from the patient for prolonged periods or for repositioning of the wrap.
- ⚠ Do not use wraps near open flame.
- ⚠ Do not smoke while therapy wraps are in use.
- ⚠ Clean exposed surfaces of the therapy wrap with either a mild anti-bacterial soap and water solution or an isopropyl alcohol and water solution. Do not use bleach on therapy wraps. Disposable therapy wraps are designed for single patient use only and may be used on the same patient for the length of treatment.

#### WARRANTY INFORMATION: **ThermoTek Single Patient Use Products:**

For Warranty Information, please see the applicable Therapy System Operators Manual.

Patents: [www.thermotekusa.com/patents](http://www.thermotekusa.com/patents)

ThermoTek Document #: 0P1DMSWHAD

Rev: M 3/21

CAPA/ECO B01831-14

ThermoTek Inc \* 1200 Lakeside Parkway #200 Flower Mound, TX 75028 \* Tel: 972.874.4949 \* Fax: 972.446.1195 \* [www.thermotekusa.com](http://www.thermotekusa.com)



Made In America